



# 2023-24 SEASON MEETING #2

# Agenda



- Quick status on Season preparation activities
- Assignment process – Scrimmages, pre-season and league games
- Training/Evaluation/Testing – topics, videos and testing
- Wrap-up and Next Steps



# Three-track approach



- |   |   |
|---|---|
| <ul style="list-style-type: none"><li>• Self-assigning for Scrimmages</li></ul> | <ul style="list-style-type: none"><li>• If you are new and want to get on the court, let us know and we can add you.</li><li>• Blocked dates are causing yourself problems</li><li>• A lot of new people in GGOb, if you are a veteran, please help out (teach)</li><li>• “R” vs “U” Most games are linked so split games take one R one U.</li></ul> |
| <ul style="list-style-type: none"><li>• League Assignments</li></ul>            | <ul style="list-style-type: none"><li>• Most games are in Arbiter</li><li>• Can review all slots at anytime</li><li>• <b>Timely responses will help manage “turnbacks” and “reassignments”</b></li></ul>  |
| <ul style="list-style-type: none"><li>• Pre-season assignments –</li></ul>      | <ul style="list-style-type: none"><li>• Moving along</li></ul>  |

# Training/Evaluation/Testing



## How Login to CBOA and take test

CBOA Test “A” due date, November 12<sup>th</sup>, 2023 Check website for remaining study groups


Thank you to those who have hosted study groups.

A screenshot of the CBOA Login web form. The form has a red header bar with a gear icon and the text "CBOA Login". Below the header, there are three input fields: a text field containing "rnnclary@comcast.net", a password field with masked dots, and a dropdown menu currently showing "Golden Gate". Below the dropdown is the text "Select Your Unit". At the bottom of the form, there are four buttons: a red button with a question mark, a red button with a house icon, an orange button labeled "Forgot Login ID", a blue button labeled "Forgot Password", and a blue button labeled "Login".

# Quick status on Season preparation activities



## Clear focus on servicing Officials, Coaches & AD's:

Activity	Purpose	Results
<ul style="list-style-type: none"><li>Coaches Meeting for MCAL/NBL and VVAL conducted</li><li>3 separate groups</li></ul> 	<ul style="list-style-type: none"><li>Rule enforcements and POEs – critical issue this year</li></ul>	<ul style="list-style-type: none"><li>All schools represented</li><li>Reinforced 5 fouls and shoot 2 4 designated spots in the front court</li><li>Sportsmanship/ Coaches Boxes reinforced</li><li>Make sure you get to the reporting area and report clearly to the scorer</li><li>Please acknowledge timeout requests from coaches</li></ul>

# Uniforms




## Uniforms

### Undershirts

Short sleeve or long sleeve allowed but sleeves must be same length and shirt must be single solid color. Undershirts **WHITE** for home team. **Predominant color of the jersey** for **AWAY** team or **Black**.

**Arm sleeves, knee sleeves, lower leg sleeves, compression shorts, compression tights, wrist bands, headbands** can be white, black, beige or the predominant color of the jersey. Whatever color is used, it **MUST** be the same for **ALL** players.

**Wristbands** must be worn below the elbow and only 1 wristband is allowed. Knee braces are allowed including neoprene. Compression shorts under uniform shorts **must match color if shown**. Start with scrimmages!



# No-Nos by players and coaches

- ▣ Communication?
- ▣ Profanity directed at others
- ▣ Personal attacks
- ▣ Prolonged
- ▣ Demonstrative
- ▣ Confrontational



- ▣ Screening?  
<https://www.youtube.com/watch?v=GAllPTFRsOE>
- ▣ <https://www.youtube.com/watch?v=t9Z58NOR6c8>  
(2plays)
- ▣ 7 plays...one game, all Block/charge:  
<https://www.youtube.com/watch?v=oHbcDDy7lVE>
- ▣ Officials intervention/contact discussion:  
<https://www.youtube.com/watch?v=LOVjGVaW2CQ>
- ▣ Two holding plays:  
<https://www.youtube.com/watch?v=K597LUGbZsk>  
<https://www.youtube.com/watch?v=9NJhQ3cWTg8>  
(Wonder what the Lead should be watching when the ball goes up?)



# Run the Game



- Partner contact-24-48 hours before game
- Pre-game meeting-Talk about court coverage-How to handle technical fouls-Communication about interactions-Possible previous game information
- Be on the court 15 minutes before tip-off-Find site administrator-Visual on players warming up-uniforms
- Captains meeting-Communicate using your own style-Coach introductions-Keep it simple
- Referee-speak to table personnel about home book and shot clock operation
- Mechanics-Clear-Concise-Verbally understandable

# Run the Game



- COMMUNICATE-Partners-Coaches-Players-Early and often. Preventative Officiating
- Handle Situations Immediately and Professionally-Coaches-Spectators-Players-Table
- Halftime-Make sure home book is correct-Possession Arrow is proper direction
- Communicate with partner at halftime about anything in the game that needs attention
- Be consistent with Calls-Demeanor-Control of the Game
- 4th Quarter Reminders-Books-Timeouts-Fouls-Final shot responsibility-Referee to the final second
- Communicate-Tim or Nancy-Technical fouls (if necessary) Ejections-School or Coach problems

# Videos




- ▣ YOU CAN'T DO THAT!! | Referee the Traveling Call in Basketball. NFHS - YouTube
- ▣ 2:39-3:45    3:55-5:33    5:42-6:52    7:00-8:48    8:57-11:53
  
- ▣ Officiating Basketball with a Crew Of Two - 2 Person Mechanics - YouTube
- ▣ Start 1:08 run to 3:08 stop run to 4:24
- ▣ Start 5:43 run to 5:52 stop run to 6:42 stop run to 14:52
- ▣ Start 16:18 stop 16:33
- ▣ start 19:12 stop 19:50
- ▣ Start 29:24 pause 30:19 Start and Pause 30:25 Run to 31:46
- ▣ Start 34:41 stop 35:25
- ▣ Start 37:19 stop 38:00
- ▣ Start 38:56 pause 39:33
- ▣ Start 39:33 stop 40:01
- ▣ Start 44:28 pause 44:58 run to 45:12
- ▣ Start 46:15 run to 47:28
- ▣ Start 53:25 pause 53:46 run to 54:06






# BONUS FREE THROWS

## 4-8-1



- Two free throws will now be awarded for all common fouls, except for a player-control foul or team-control foul, beginning with the fifth team foul in each quarter.
- Team fouls will be reset to zero at the end of each quarter, excluding the fourth quarter if an overtime period is needed.

# THROW-IN LOCATION SUMMARY

<u>Cause of Dead Ball</u>	<u>Ensuing Throw-in Location</u>	<u>Visual Reference</u>
<ul style="list-style-type: none"> <li>• Out-of-bounds violations</li> </ul>	Frontcourt and Backcourt	
<ul style="list-style-type: none"> <li>• Foul</li> <li>• Violation</li> <li>• Held ball</li> <li>• Other stoppage</li> </ul>	Backcourt	
<ul style="list-style-type: none"> <li>• Foul</li> <li>• Violation</li> <li>• Held ball</li> <li>• Other stoppage</li> </ul>	Frontcourt	



# Association Administration

- School Directory, Member info and Incident Reporting



## Administration framework

- know these support tools

<ul style="list-style-type: none"><li>• ArbiterSports</li><li>• <a href="http://www.arbitersports.com">www.arbitersports.com</a></li></ul>	<ul style="list-style-type: none"><li>• Assignments and Game details</li><li>• Partners contact info</li><li>• Member info – phone, email, home address</li></ul>
<ul style="list-style-type: none"><li>• Local Association info and bulletins</li><li>• <a href="http://GGOB.net">GGOB.net</a></li></ul>	<ul style="list-style-type: none"><li>• Contact information to purchase CBOA jackets</li><li>• Membership and Board info</li><li>• School Directory</li><li>• Incident Report PLEASE call or email if you are submitting a report</li></ul>
<ul style="list-style-type: none"><li>• California Basketball Association</li><li>• <a href="http://www.CBOA.net">www.CBOA.net</a></li></ul>	<ul style="list-style-type: none"><li>• CBOA test</li><li>• Observations</li></ul>



# Wrap-up and Next Steps



**Thank you for your time, attention and passion**

- |   |  |
|---|--|
| <ul style="list-style-type: none"><li>• Any open questions?</li></ul> | <ul style="list-style-type: none"><li>• Review ArbiterSports often</li><li>• Availability accuracy is key</li><li>• Get into the Rule Book</li></ul> |
|---|--|

**Scrimmages have already started  
Please pick 2 or 3, or Mentor a  
younger official**

